



VHF AND UHF TRANSCEIVERS

IC-F51

(VHF Transceiver)

IC-F61

(UHF Transceiver)

Waterproof

1m depth for 30 minutes

Meets
MIL-STD 810



BIIS 1200
Compatible

Photo includes optional speaker-microphone, HM-138.

Icom Inc.

Superior Waterproof Protection Supports Demanding Communication

Firefighters, Police, Security and Public utilities. Each profession has its own unique challenges, but all have one thing in common: the need for reliable communications. Icom's IC-F51/F61 offers a compact waterproof, MIL STD package, that's easy to use. Rain or shine, this radio keeps you in contact in nearly any environment.



JIS Grade 7 Waterproof protection

The gasket sealed waterproof housing provides superior waterproof protection, equivalent to JIS Grade 7*. Reliable and dependable use in harsh conditions such as rain, snow, sudden change in temperature, make the IC-F51/F61 the radio for all situations.



* 1m depth for 30 minutes.

Built-in Tone signaling

Use the built-in CTCSS, DTCS, 2-Tone and 5-Tone capability to set up your own talk groups and quiet stand-by when others are talking. You can also set up selective calls to individuals or control a repeater.

Multiple 2-Tone, Multiple 5-Tone

Up to 8 5-Tone codes can be decoded on a single memory channel. This is perfect for professionals who require multiple district paging on one channel. When a matched tone is received, the following items are programmable for each code.

- Bell icon
- Answer back
- Stun
- Beep sound
- Auto transmit
- Scan
- ID decode
- Emergency cancel

VHF AND UHF TRANSCEIVERS

IC-F51
VHF Transceiver
IC-F61
UHF Transceiver



Li-Ion battery pack

The large capacity 1700mAh Lithium-Ion (Li-Ion) battery pack, BP-227 provides a practical 10 hours* of operating time. Li-Ion batteries allow flexible charging and have almost no memory effect.

* Typical operation Tx:Rx: Stand-by=5:5:90

Up to 7 programmable buttons

The [P0]–[P3], [Red] and [Up], [Down] buttons are programmable to meet specific needs. The [Red] button on the top panel can be assigned as an emergency trigger.

Alphanumeric display

The 8-character alphanumeric display shows channel, bank, tone code and scanning channel names on the display. 7 operational icons on the sub-line show various status at a glance.



Upper and lower case characters available.

Wide range coverage and large channel capacity

The IC-F51/F61 covers a wide frequency range in one version. The large capacity of 128 memory channels with 8 memory banks allows you to divide and store a variety of channels from local to wide area network channels. Wide, middle and narrow (25/20/12.5kHz) channel bandwidth is programmable to each channel.

Compact body

56(W)×97(H)×36.4(D) mm compact body with durable, dependable construction, meets MIL standard specifications. The compact design fits comfortably in your palm, and is easy to carry around.

Built-in voice scrambler

The IC-F51/F61 has a built-in inversion type voice scrambler in all versions. When a more secure system is required, versions with a rolling type voice scrambler* equivalent to the UT-110 are available.

* Built-in, optional unit not required.

BIIS 1200 Compatible

The following selective calling and data features are available with the BIIS system.

- 32 abbreviated call memories
- 7 group IDs
- 24-status Messages
- 8-character SDM (Short Data Message)
- RS-232C interface
- Position data transmission with a GPS

Waterproof microphone

An optional waterproof* speaker-microphone, HM-138 provides reliable operation, even with the radio securely on your belt.

* Equivalent to JIS Grade 7. (1m depth for 30 minutes.)

Other features

- Built-in compander, compatible with the IC-F31G and IC-F510 series
- 8 DTMF autodial memories
- Powerful 5W output for IC-F51, 4W output for IC-F61
- Normal and priority scans
- 2 step power saver
- Optional AA alkaline battery case, BP-226
- Busy, repeater lockout functions
- Power ON password, and more...


OPTIONS



BP-226 BATTERY CASE: AA (R6)×5 alkaline cells. BP-226 is Water-resistant, equivalent to JIS Grade 4.
BP-227 Li-Ion BATTERY PACK, 7.2V/1700mAh Provides 10 hours operating time* (approx.). Operating temp. range: -20°C to +60°C; -4°F to +140°F. * Tx: Rx: standby=5:5:90.



BC-152 DESKTOP CHARGER + BC-147A/E AC ADAPTER Regularly charges the BP-227 in 9–10 hours.



BC-119N DESKTOP CHARGER + AD-100 CHARGER ADAPTER + BC-145A/EV AC ADAPTER Rapidly charges the BP-227 in 2.5–3 hours.



BC-121N MULTI-CHARGER + AD-100 CHARGER ADAPTER + BC-124 AC ADAPTER Rapidly charges up to 6 battery packs (Six AD-100s are required) in 2.5–3 hours. **OPC-656 DC POWER CABLE;** For use with the BC-121. (12–20V DC required).



HM-138: Full sized, waterproof construction corresponds to JIS Grade 7. (1 m/30 min.)




MB-86: Swivel type. Prevents accidental dropping from your belt.
MB-98: Alligator type. Same as supplied.




MB-96F: Leather belt hanger. For use with MB-98.



CP-17L: CIGARETTE LIGHTER CABLE
OPC-515L: DC POWER CABLE For use with the BC-152 or BC-119N. (12–16V DC required)



OPC-966: RS-232C interface cable for connecting with a PC.



① **FA-S24V:** 136–150MHz (Blue ring)
② **FA-S59V:** 150–174MHz (Red ring)
③ **FA-S27U:** 400–470MHz (Green ring)
④ **FA-S56U:** 450–520MHz (Red ring)
⑤ **FA-S74U:** 490–520MHz (Blue ring)

SPECIFICATIONS

GENERAL	
• Frequency range	: IC-F51 136–174MHz IC-F61 400–470MHz
• Number of Channels	: Max. 128 channels/ 8 banks
• Channel spacing	: 12.5/20/25kHz
• Antenna impedance	: 50Ω (SMA Type)
• PLL channel step	: IC-F51 2.5/3.125kHz IC-F61 5/6.25kHz
• Power supply requirement	: 7.2V DC
• Current drain (approx)	: Transmit at 5W 1.5A (IC-F51) at 4W 1.5A (IC-F61) at 1W 0.7A (IC-F51) 0.8A (IC-F61) Receive AF max. 300mA Stand-by 85mA
• Operating temperature range	: -25°C to +55°C
• Dimensions (W × H × D)	: 56 × 97 × 36.4 mm (projections not included)
• Weight (approx.; With BP-227)	: 280g

TRANSMITTER	
• Output power	: IC-F51 5.0W IC-F61 4.0W
• Modulation system	: Variable reactance frequency modulation
• Max. frequency deviation	: ±5kHz (wide) ±4kHz (middle) ±2.5kHz (narrow)
• Frequency error	: ±2.5ppm
• Spurious emissions	: 0.25μW (and below 1GHz) 1.0μW (above 1GHz)
• Modulation limiting	: 60–100% of Max. deviation
• Audio harmonic distortion	: 3% typ. (AF 1kHz, 40% deviation)
• Adjacent channel power	: 70dB Min. (wide, middle) 60dB Min. (narrow)
• Residual modulation	: 55dB typ. (wide) 53dB typ. (middle) 50dB typ. (narrow)
• External MIC impedance	: 9-pin multi connector/2.2kΩ

Measurements made in accordance with ETS 300-086.
All stated specifications are subject to change without notice or obligation.

RECEIVER	
• Sensitivity	: -4dBμV typ. (emf, at 20dB SINAD)
• Squelch sensitivity	: -4dBμV typ. (emf, at threshold)
• Adjacent channel selectivity	: 75dB typ. (wide) 65dB typ. (narrow, middle)
• Spurious response	: 70dB
• Intermodulation	: 67dB typ.
• Hum and noise	: 55dB typ. (wide) 53dB typ. (middle) 50dB typ. (narrow)
• Audio output power	: 0.5W typ. at 5% distortion with an 8Ω load
• External SP connector	: 9-pin multi connector/8Ω

Applicable U.S. Military Specifications

Icom makes rugged products that meet MIL-STD requirements and strict environmental standards as follows.

Standard	MIL 810C		MIL 810D		MIL 810E		MIL 810F	
	Method	Proc.	Method	Proc.	Method	Proc.	Method	Proc.
Vibration	514.2	X	514.3	I	514.4	I	514.5	I
Shock	516.2	I, II, IV	516.3	I, IV	516.4	I, IV	516.5	I, IV

Supplied accessories:

- Antenna (Length may differ according to version)



▲ VHF antenna

▲ UHF antenna



• Alligator-type belt clip, MB-98

• Battery pack, BP-227

Icom Inc. 1-1-32, Kamiminami, Hirano-ku, Osaka 547-0003, Japan Phone: +81 (06) 6793 5302 Fax: +81 (06) 6793 0013

URL: <http://www.icom.co.jp/world/index.html>

Count on us!

Icom America Inc.

<Corporate Headquarters>
2380 116th Avenue N.E., Bellevue, WA 98004, U.S.A.
Phone: +1 (425) 454-8155 Fax: +1 (425) 454-1509
URL : <http://www.icomamerica.com>
<Customer Service> Phone : +1 (425) 454-7619

Icom (Europe) GmbH

Communication Equipment
Himmelgeister Str. 100, D-40225 Düsseldorf, Germany
Phone: +49 (0211) 346047 Fax: +49 (0211) 333639
URL : <http://www.icomeurope.com>

Asia Icom Inc.

6F No. 68, Sec. 1 Cheng-Teh Road, Taipei, Taiwan, R.O.C.
Phone: +886 (02) 2559 1899 Fax: +886 (02) 2559 1874
URL : <http://www.asia-icom.com>

Your local distributor/dealer:

Icom Canada

Glenwood Centre #150-6165 Highway 17,
Delta, B.C., V4K 5B8, Canada
Phone: +1 (604) 952-4266 Fax: +1 (604) 952-0090
URL : <http://www.icomcanada.com>

Icom Spain S.L.

Crta. de Gracia a Manresa Km. 14,750
08190 Sant Cugat del Valles Barcelona, Spain
Phone: +34 (93) 590 2670 Fax: +34 (93) 589 04 46
URL : <http://www.icomspain.com>

Beijing Icom Ltd.

1305, Wanshang Plaza, Shijingshan Road, Beijing, China
Phone: +86 (010) 6866 6337 Fax: +86 (010) 6866 3553
URL : <http://www.bjicom.com>

Icom (Australia) Pty. Ltd.

A.B.N. 88 006 092 575
290-294 Albert Street, Brunswick, Victoria, 3056, Australia
Phone: +61 (03) 9387 0666 Fax: +61 (03) 9387 0022
URL : <http://www.icom.net.au>

Icom (UK) Ltd.

Unit 9, Sea St., Herne Bay, Kent, CT6 8LD, U.K.
Phone: +44 (01227) 741741 Fax: +44 (01227) 741742
URL : <http://www.icomuk.co.uk>

Icom New Zealand

146A Harris Road, East Tamaki, Auckland, New Zealand
Phone: +64 (09) 274 4062 Fax: +64 (09) 274 4708
URL : <http://www.icom.co.nz>

Icom France S.a

Zac de la Plaine, 1, Rue Brindejonc des Moulinais
BP 5804, 31505 Toulouse Cedex, France
Phone: +33 (5) 61 36 03 03 Fax: +33 (5) 61 36 03 00
URL : <http://www.icom-france.com>



JP98/14190QA TW03/00288EM
Icom Inc. (Japan), is an ISO 9001 and ISO 14001 certification acquired company.